


HW: Show work in your notebook for #s 3 – 8 on pages 13 & 14. Glue this worksheet on page 12. (Fold it in half)



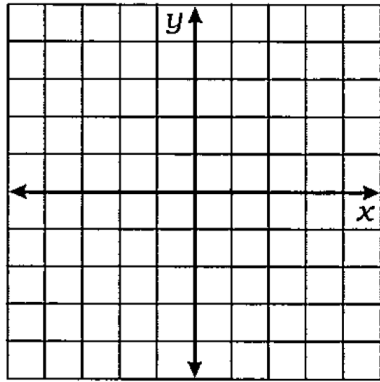
# What Did the Teacher Do With Ogar's Cheese Report?

Solve each system of equations by graphing. Cross out the letters above each correct answer. When you finish, the remaining letters will tell you the answer to the title question.

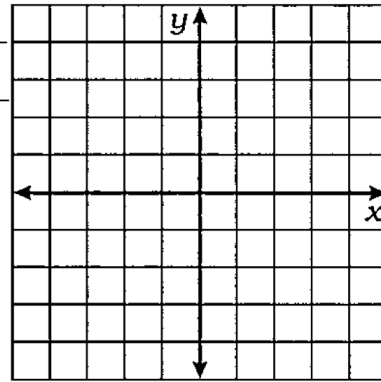
Systems of Linear Equations: Solving Systems by Graphing

m = \_\_\_\_\_  
b = \_\_\_\_\_

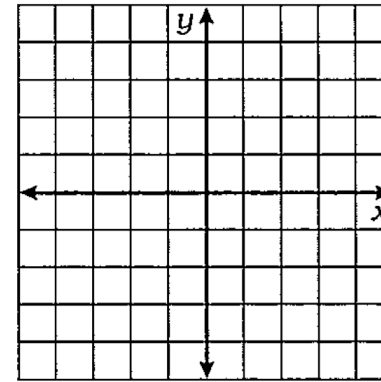
**1.**  $y = \frac{3}{2}x - 1$     m = \_\_\_\_\_  
 $y = -x + 4$     b = \_\_\_\_\_



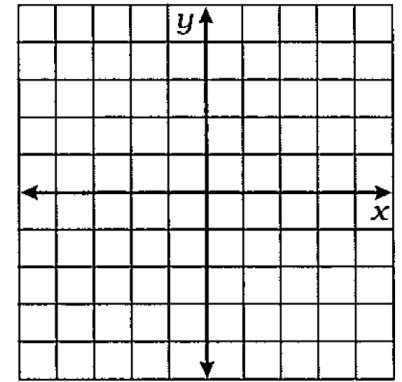
**2.**  $y = \frac{1}{3}x + 2$     m = \_\_\_\_\_  
 $y = -\frac{4}{3}x - 3$     b = \_\_\_\_\_



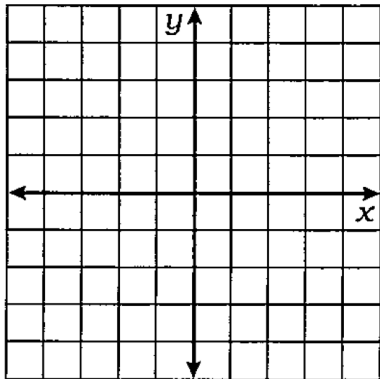
**3.**  $y = 2x + 1$   
 $-2x + 3y = -9$



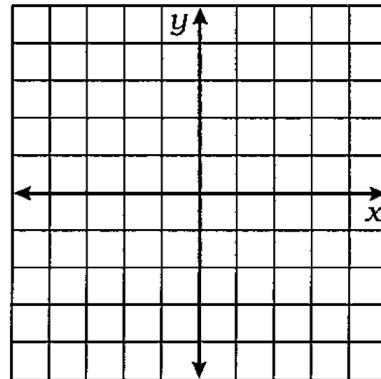
**4.**  $3x + y = 0$   
 $x - y = 4$



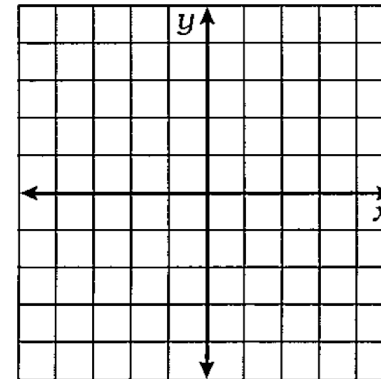
**5.**  $-3x + 4y = 8$   
 $x + 2y + 6 = 0$



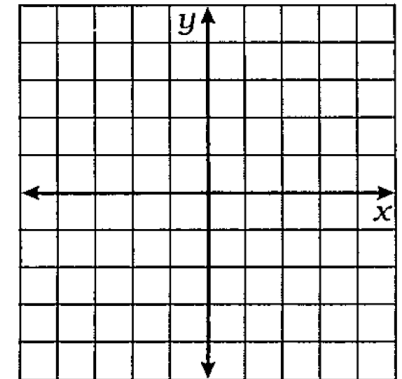
**6.**  $7x - 5y = 20$   
 $-8x - 3y = 12$



**7.**  $-x - 4y = 12$   
 $20x + 80y = 0$



**8.**  $30x + 50y - 100 = 0$   
 $3x - 15y - 30 = 0$



8.1

PUNCHLINE • Algebra • Book A  
©2006 Marcy Mathworks

SH	HE	ES	TO	GR	AB	TH	AT	OP	SP	ED	QU	IT
(-3, 1)	(4, 3)	(-4, -1)	(5, -1)	(-2, 4)	(-3, -5)	no solution	(-2, -3)	(2, 2)	(0, -4)	(-4, 0)	(1, -3)	(1, -1)